

Half term holiday club.

Join us at Watt a Lott castle, with the Watt a Lotts!

Thank you very much to John Hardwick for giving us permission to use this material.

Day 3 craft activities.

Hello again.

So far this week, we've talked about Moses and heard the story of Gideon's courage.

Here are some craft activities you might want to try during our session on Ruth today. Her story is about HOPE.

If you are following our session online, you will see how to make these sandals. If not, draw round your foot, make a strap (you could use beads like below) and colour in. What would you write on your shoe?




Can you help Ruth glean her grain?

BibleWise

## Help Ruth Glean


All the fields were gleaned by the farmers in the center of the field. The utmost corners were for the poor to gather some food. Help Ruth glean!



START

First trace the path of the poor and Ruth. But when Ruth meets Boaz (B) her direction changes. Use a BLUE crayon to mark the path of the poor where they can gather their food, and use a RED crayon to follow Ruth to finding food for Naomi and herself.

Copyright © 2013, BibleWise. All Rights Reserved. Drawing by Kathryn Wojno.


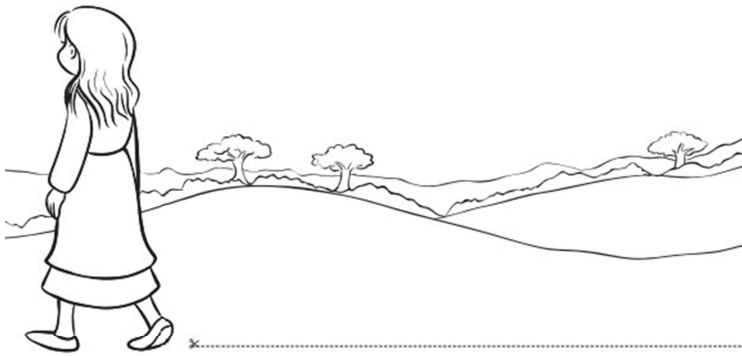


Here is a lovely image of Ruth you can colour in, but remember, gleaning was hard work! Do you think it was before or after she met Boaz?



There is a story board you can put together below.

Cut out the characters and make up your own version of Ruth and Naomi's story.





And this is where our story, and holiday club this year, ends.  
Thank you for joining us. We've really enjoyed spending some time with you.

Trinity Children & Families team.